



2018 Performance Profiles



Agenda for CHILDREN

...a voice for Louisiana's children and families

2017-2018 Performance Profiles

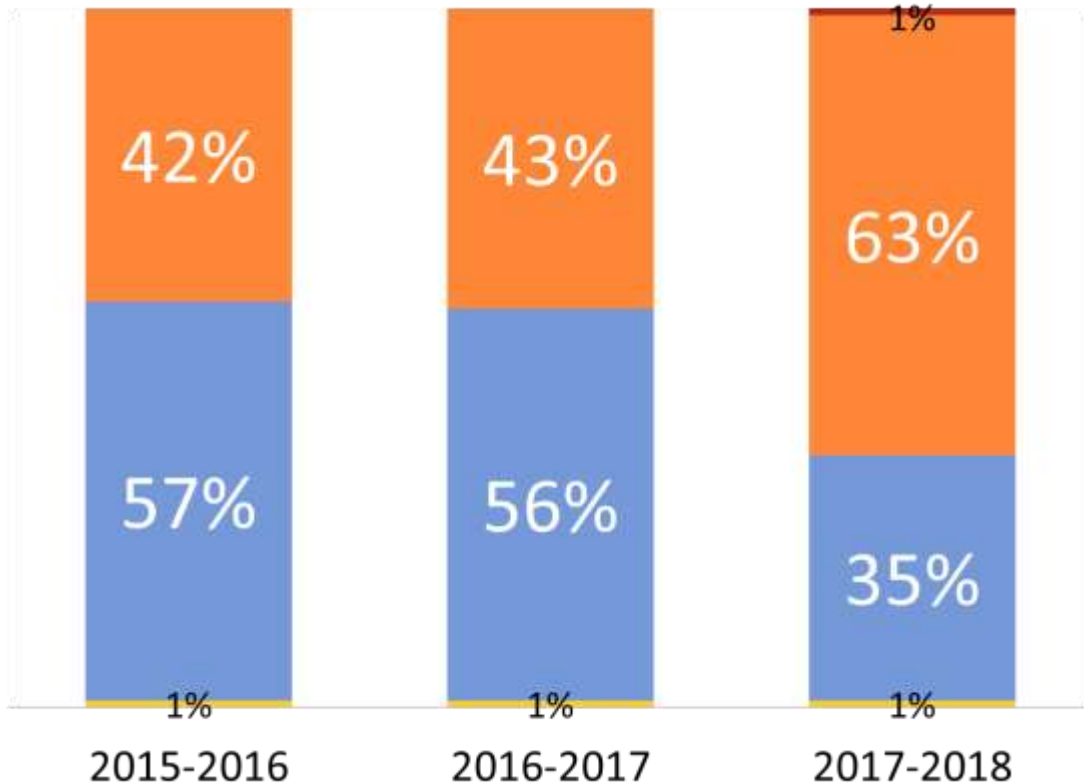
NOEEN is now Proficient!

Performance Profiles are available at www.louisianaschools.com.

Additional information is available at www.louisianabelieves.com/early-childhood/performance-profiles

Score	Rating
1-2.99	Unsatisfactory
3-4.49	Approaching Proficient
4.5-5.99	Proficient
6-7	Excellent

NOEEN Sites are Improving!

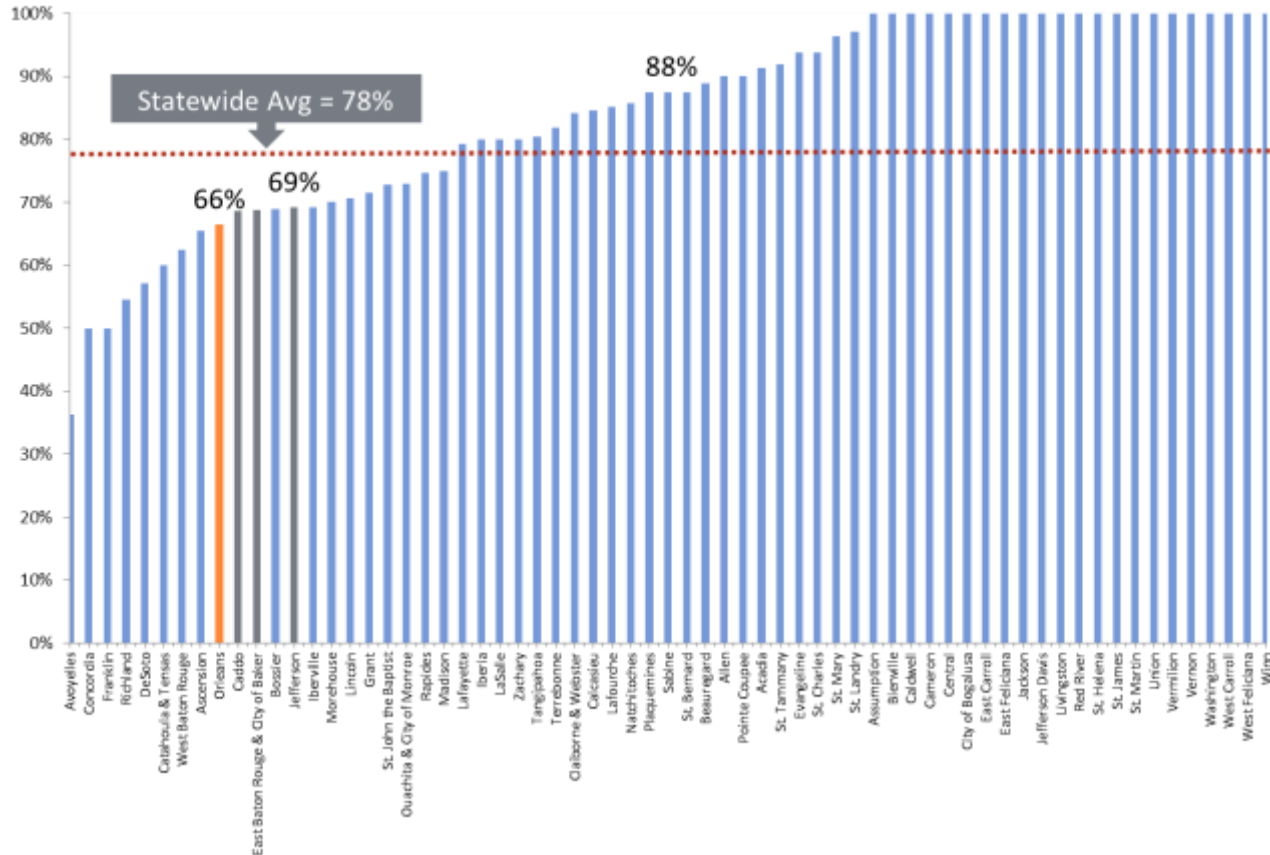


64% of sites in New Orleans are Proficient or Excellent, up from 43% in 2016-2017.

- Excellent
- Proficient
- Approaching Proficient
- Unsatisfactory

Yet, most networks have higher rates of Proficient or better

Excellent and Proficient Sites in Each Network



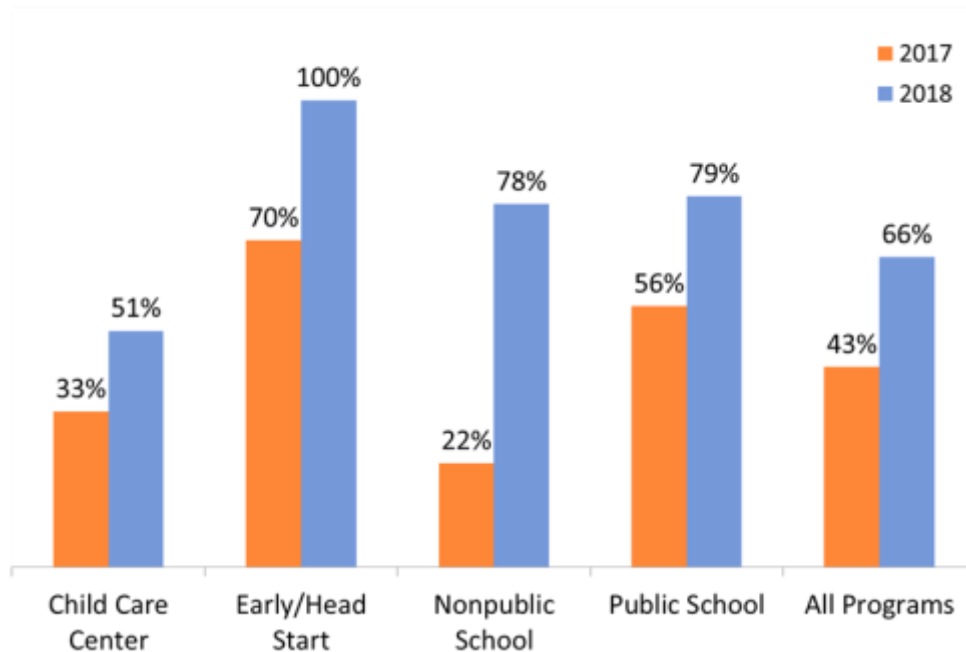
34% (n=22) of networks achieved 100% of sites at proficient or Excellent.

8 networks had a lower proportion of P/E sites than NOEEN.

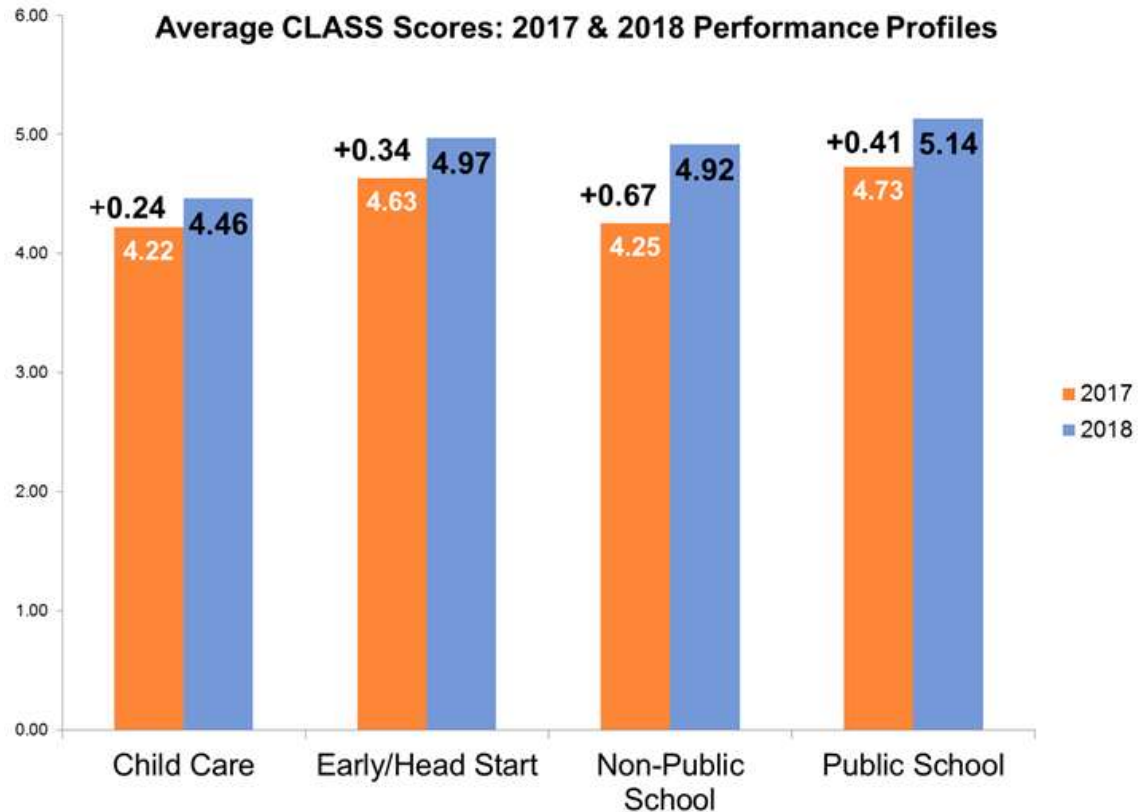
NOEEN's proportion of P/E sites was comparable to the other three large networks (Caddo, EBR/Baker & Jefferson).

A majority of programs of every type are now proficient or excellent.

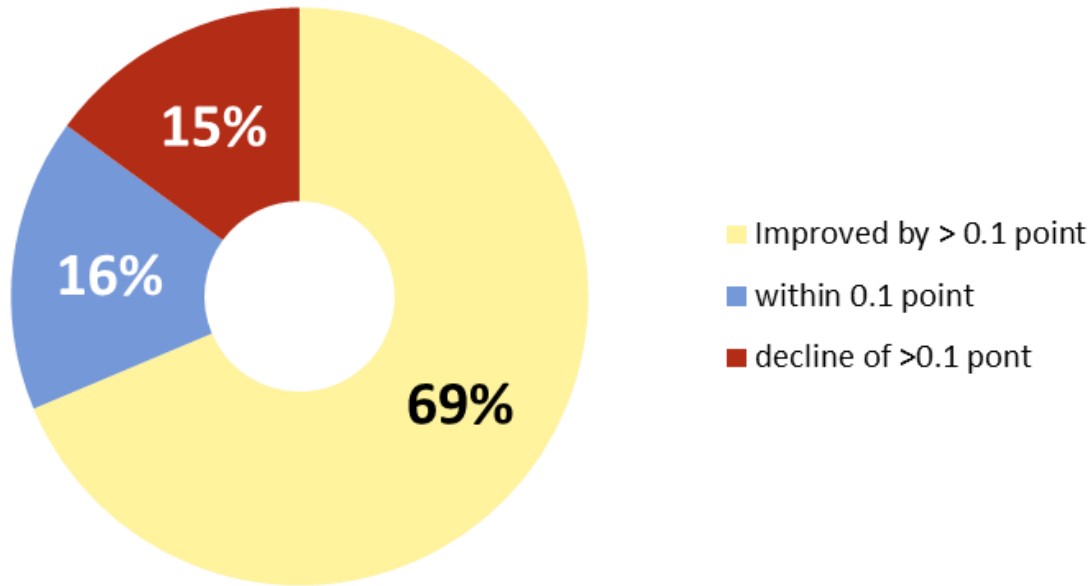
Early Learning Programs Rated as Proficient or Above



Every program type experienced big improvements in New Orleans, but, on average, schools saw larger gains than centers and Head Start programs.



Most programs saw gains of more than 0.1 point between 16-17 and 17-18.

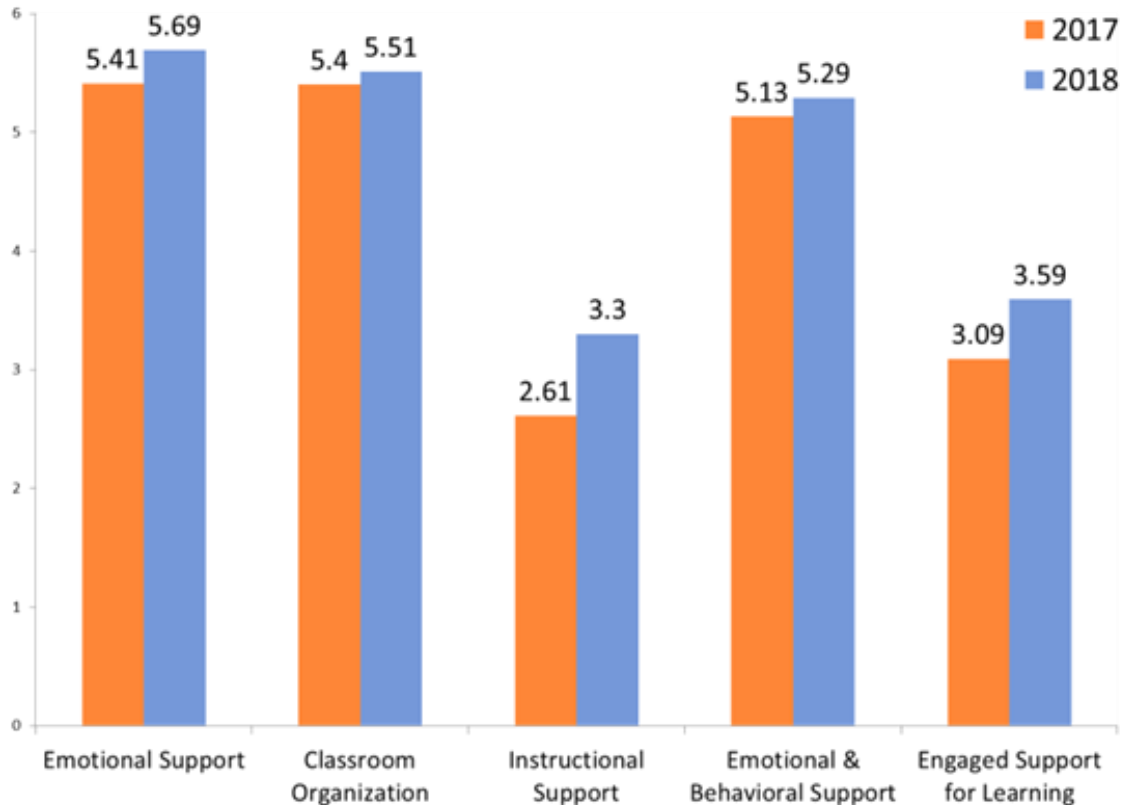


Note: 134 programs had data for both years.

A majority of schools (56% of nonpublic and 53% of public) increased their overall scores by at least a half of a point. One third (33%) of EHS/HS programs saw improvements of a half of a point of more, compared to 28% (22) of private Type III early learning centers.

Centers were most likely to experience a decline in their overall scores. Seventeen centers (24%) saw their overall score decrease by more than a tenth of a point, while the same was true for 2 (10%) Head Start programs, no nonpublic schools and only one public school (3%).

Trends by Domain



Largest gains:

- Pre-K Instructional Support (+0.69)
- Toddler Engaged Support for Learning (+0.5)

Informational Metrics are improving.

79%

of sites use a **Tier 1 Curriculum**, up from **47%** in 2015-16

41%

of lead teachers are **certified**, up from **28%** in 2015-16

61%

of sites report low **teacher-to-child ratios**

Informational Metrics Matter!

Metric	Excellent & Proficient Sites	Approaching Proficient & Unsatisfactory
Tier 1 Curriculum (PK)	90%	67%
Tier 1 Curriculum (Toddler)	91%	67%
Assessment (3/3 possible Stars)	73%	21%
Ratios (3/3 possible Stars)	76%	42%
Teachers without Degrees sites with 50% or more teachers with less than a CDA	9%	40%

Who's on the Honor Roll?



Excellent

Edward Hynes Charter School

Pierre A. Capdau Charter School at Avery Alexander



Top Gains

Alice M. Harte Elementary

ENCORE Academy

ReNEW SciTech Acad. @ Laurel

St. Rita School

St. Benedict the Moor

Carbo's Learning Express

Kids Kingdom Academy

Magical Moments LC

Auntie B Learning Acad.

Renew Early Childhood Center at McNair



Birth to Three

Children's College Of Academics

Children's Palace Learning Acad.

Gentilly East Head Start Center

Hope Early Head Start Center

James Singleton Head Start Center

John W. Hoffman College Prep

Kids of Excellence

Magic Center

Magical Moments Learning Center

McMillian's FIRST Steps CDC & Academy

Open Minds Open Hearts DC

SEA 3 Academy

Small World Academy Ltd

TCA EHS Center at Mahalia Jackson

Toddler's University Inc.

Viney Reynolds Head Start

Wilcox's Acad. of Early Learning Too



Where do we go from here?

What are we doing to improve & celebrate?



Build a cadre of CLASS experts – MMCI is a big step forward in improving understanding of CLASS



Provide feedback for every observation.



Highlight successes & work with high-performing sites to share best practices. *Performance profile boot camp, awards breakfast, et cetera.*